

Guinea Pig Care Sheets





Thank you

Thank you for your purchase!

Thank you for purchasing the Guinea Pig Care Sheets - I hope you'll find them useful

HOW TO PRINT:

Print out the downloaded PDF on A4 paper.

To reuse:

Laminate each care sheet if you like. That way you can use them with a dry wipe maker and re-use them.

For single use:

Using a hole punch, punch holes along the long edge of each page to add your pages to a ring binder.

Please feel free to print as many copies as you like for your personal use, to leave with a pet sitter or pet boarding facility or use for your classroom guinea pigs. However, you are not allowed to sell any part of this document digitally or in printed form.

For any questions, suggestions or feedback, please email me on tina@guineaville.co.uk

Tina Gibbs - GuineaVille

Hello! I'm



stick a picture of me
here

MY BIRTHDAY:

ADOPTION DATE:

more about me

A rectangular area with a brown, textured background and a scalloped edge. It contains five horizontal lines for writing.

MY FAVORITE TREAT

stick a picture of me
here



Guinea Pig Diet


Your guinea pig's daily diet should consist of
(amounts per 1 guinea pig):



grass and/or hay
at least their
own
body size.



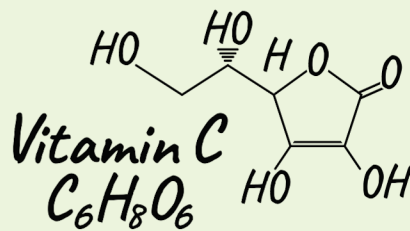
one tea cup of
fresh greens and
vegetables



one tablespoon
of grass-based
food pellets
(NOT muesli style)



Your guinea
pigs should
always have
access to clean,
fresh drinking
water.



Vitamin C Supplementation

Guinea pigs do not produce their own vitamin C. They need an outside source of vitamin C in order to avoid developing a serious medical condition called scurvy.

Find a list of safe foods as well as a list of poisonous food or food to avoid in this set as well. I've also included one design of my guinea pig meal plan template for you in this set.



Safe foods for Guinea Pigs

Safe vegetables



Artichoke leaves
Bell Peppers – high in vitamin C
Beetroot
Carrot tops - the leaves
Cauliflower leaves and stalks
Celery leaves
Chicory
Collard greens
Corn on cob
Courgette and flowers **NOT** the leaves
Green beans
Lettuce **NOT** iceberg
Parsnips
Pak Choi/Bok Choi
Peas – leaves and pods
Rocket
Savoy cabbage
Spring greens – high in vitamin C
Swiss chard
Tomato fruit only (**NOT** leaves/vine) – high in vitamin C
Watercress



Safe herbs

Basil
Coriander
Dill
Mint
Oregano
Rosemary
Sage
Thyme



More safe vegetables fed in moderation!

Asparagus – high in vitamin C
Broccoli (too much can cause gas) – high in vitamin C
Brussel Sprouts (too much can cause gas)
Cabbage (dark green varieties)
Cucumber (too much can cause diarrhoea)
Kale – high in vitamin C
Parsley – high in vitamin C
Red cabbage
Romaine lettuce
Spinach – high in vitamin C





Poisonous food and plants for guinea pigs



Guinea pigs are herbivores and their diet primarily consists of hay, fresh vegetables, and pellets. However, being cautious about the plants you introduce to their environment is important, as some can be toxic if ingested.

Plants and food to avoid include

Any plants with bulbs

Avocado

Azaleas

Buttercup leaves and flowers

Courgette leaves

Daffodils

Foxglove

Hemlock

Holly

House plants such as the spider and rubber plant

Iceberg lettuce

Ivy

Lily

Lords and ladies – common in damp or woody areas

Nightshade

Potatoes

Privet

Ragwort

Rhubarb leaves

Tomato leaves and vine

Tulip

Wild garlic

Yew




Meal Plan for

Monday



Tuesday



Wednesday



Thursday



Friday



Saturday



Sunday



Shopping list





Daily Checklist

Task - Dates _____	M	T	W	T	F	S	S
Water							
Hay/grass							
Pellets							
Veg/Greens							
Spot Clean Cage daily							
Cuddles							
Check fur, nails & teeth							
Deep clean once a week*							



Task - Dates _____	M	T	W	T	F	S	S
Water							
Hay/grass							
Pellets							
Veg/Greens							
Spot Clean Cage daily							
Cuddles							
Check fur, nails & teeth							
Deep clean once a week*							



*or more often if required



Shopping List

Item	✓



Weight Chart

Normal average weight for an adult guinea pig:
Female: 700g - 900g
Male: 900g - 1200g

Check your guinea pig's weight regularly with a gram scale. Weekly weigh-ins are recommended.

Date	Weight

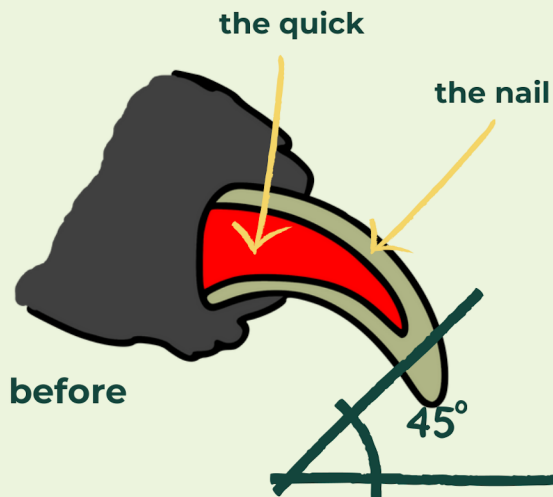
Sudden weight changes may signal underlying health issues like pregnancy or tumors.

Increase or decrease of 25g is normal, but 55g change requires vet consultation, and 85-100g change is an emergency.

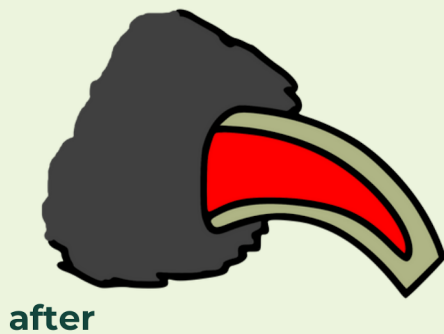


Nail Cutting

Trimming your guinea pig's nails every 4-6 weeks is crucial for their health and well-being. If you don't feel confident doing it yourself, consider booking an appointment with a local guinea pig/pet groomer or vet (nurse). Some rescue centers, boarding places or pet shops may also offer this service to guinea pig owners.



Cut at a 45 degree angle.
Avoid cutting into the quick.
For piggies with black nails, shine a torch underneath the nail to see the quick.



Date of last nail cut



Is my guinea pig unwell?

It is crucial to monitor your guinea pigs for any signs of sickness. As prey animals, guinea pigs often conceal symptoms of illness to avoid appearing vulnerable to predators in the wild. Therefore, it is essential to pay attention to any changes in their behaviour, as even minor changes may indicate that one of your guinea pigs is unwell.

Symptoms to look for include:

- Big weight loss or weight gain (especially over a short time)
- Bleeding (or finding blood in their cage)
- Diarrhoea or loose droppings
- Drinking or peeing more
- Eating less or not eating
- Fast, noisy or heavy breathing
- Lack of energy/sleeping more than usual
- Limping
- Overgrown teeth
- Runny eye or nose - especially if the eyes are red or the discharge is thick
- Signs of pain for example grinding their teeth, not wanting to be touched or squeaking loudly
- Skin rashes, flaky skin or hair loss
- Swellings, lumps and bumps
- Wounds

Guinea pigs, like people and other pets, are susceptible to a variety of health issues. If you notice any signs of illness or have concerns about the health of your guinea pig, it's crucial to seek advice from your veterinarian.



Vet Information

Name _____

Address _____

Phone _____

Email _____

Website _____

Opening Hours _____

Notes



Vet Appointments

Date	Info



Health Record

Date	Info



Medication

Type/Name of medication

How Much/Dose

How Often

Date	Time



Boarding Information

Name _____

Address _____

Phone _____

Email _____

Website _____

Opening Hours _____

Notes



Boarding Dates

Date	Info



References and Disclaimer

All information in this set of care sheets is correct and up-to-date at the time of writing (November 2023).

The content has been created with information from:

<https://www.pdsa.org.uk/>
<https://www.rspca.org.uk/>
<https://homeandroost.co.uk/>

The contents of this set of care sheets, such as text, graphics, and images ("Content") are for informational purposes only.

The Content is not intended to be a substitute for professional veterinarian advice, diagnosis, or treatment. Always seek the advice of your veterinarian with any questions you may have regarding the medical condition of your pet. Never disregard professional advice or delay in seeking it because of something you have read in this set of care sheets.

If you think your pet has a medical emergency, call or visit your veterinarian or your local veterinary emergency hospital immediately.

Tina Gibbs and GuineaVille.co.uk do not recommend or endorse any specific tests, veterinarians, products, procedures, opinions, or other information that may be mentioned in this set of care sheets or on my website. Reliance on any information appearing in this set of care sheets and/or on my website is entirely at your own risk.

For any questions, suggestions or feedback, please email me on tina@guineaville.co.uk

Tina Gibbs - GuineaVille